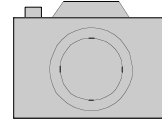




**Activity: Picture Perfect**

**Materials needed:** Photos that can be used to express the present perfect and present perfect progressive. See the following pages (page 2 and 3) of clip art.



**Description:** In this oral activity, the simple photos are prompts to get the students creating sentences using the present perfect and the present perfect progressive. While it is fairly easy to come up with the first, most obvious sentence, the students should be urged to work with a partner to develop several sentences for each picture.

For example:




*This lady has just finished shopping. She has been at the mall since early in the morning. Her feet are tired because she has been walking all day. She has spent all her money, but she hasn't finished buying clothes for her vacation yet.*



**Expansion Activities**  
Fundamentals of English Grammar, 3rd Edition  
**Chapter 4: The Present Perfect and the Past Perfect**

**Activity: Picture Perfect**

*These pictures show something that has just, or recently, happened.*





# Expansion Activities

Fundamentals of English Grammar, 3rd Edition

## Chapter 4: The Present Perfect and the Past Perfect

### Activity: Picture Perfect

*These activities have been going on for several hours.*

